

Model NO.: RB-M01

- Roller
- Material: steel or aluminum powder coated in black, white etc.
- Braking system: A slowly braking system for safety
- Adaptor: Plastic adaptor suitable for any $\phi 63.50\text{mm}$ post.
- Zipper: Extra plastic zipper as repair parts for replacement or install the banner.
- Bottom beam: $\phi 22\text{mm}$ bottom beam with handle Ring
- clamp: Two plastic clamps hold the post at the bottom.



Patented certificate #201420376380.4
Patented certificate #201430227810.1

- Banner
- Material: PVC, mesh PVC, etc.
- Size: 1120*900mm / 1500*900mm



Parts:



Roller banner technology is a random stop system. Extremely easy to use and install.
Banners with different pictures could be changed when different use or application comes.
Best way to avoid embarrassment of waiting, explore commercial opportunity.



Model NO.: CB-35ID

Brief introduction.

Café Barriers is the best choice for separating specific places for restaurant, café, club, stores and supermarkets. It can create any specific area and promoting your advertisement, special offers at the same time.

Features:


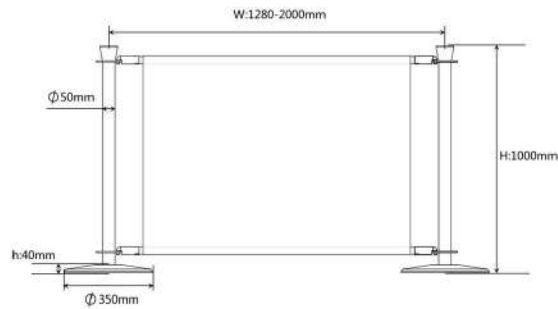
- Maximize outdoor seating area,
- Branded cafe barriers available,
- Two sides printing available,
- various color/material options.
- Multiple finishes.

Specifications:

- SIZE
Barriers center distance : L1000X1500mm(standard)
- Banner: option
L800X1500mm
L800X2000mm

Barrier:

- Material: Stainless Steel
Finishes: SS polish/brush steel
Base : 8/13.5kgs with iron



Acrylic Advertisement Board

•Size: L1200mmX800 mm
L1700mmX800mm



Café Barriers Material Selections



Model NO.: BP-36ICD-AL

Cassette: Braking cassette for safely slow retraction
4-way retractable belt

Belt: 2.3-3.6m length / 4.8cm width


Tube: φ76mm aluminum tube

Cover: φ360mm ABS cover or chromed cover

Base: Iron base or concrete rubber base

Finishes: Polish, brushed, chromed, powder coated black or white, wrinkle black

Overall height: 1000mm



Color Selections:



Model NO.: Aluminum beam

Aluminum beam for aluminum retractable belt barrier

Material: Aluminum

Size: 1.2 m length / 5.7cm width

Finishes: Powder coated black



Powder coating



Satin



Polished

FF-BP

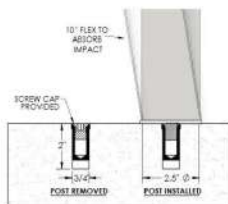

Cassette : Braking cassette for safely slow retraction
4-way retractable belt

Belt length : 2.3-3.6m length / 4.8cm width

Tube : ϕ 63.50mm tube with 1.2m wall thickness

Finishes : Polish, brushed, black

Overall height : Customizd height available



Color Selections:



Model NO.: F-BP-AL/F-BP-SS

Cassette: Braking cassette for safely slow retraction
4-way retractable belt

Tube: ϕ 76mm aluminum tube,
 ϕ 63.50mm stainless steel or steel post

Base: ϕ 120mm steel plate with 4 expansion bolts

Plate: ϕ 120mm steel plate cover

Finishes: Polish, brushed, chromed, powder coated black
or white, winkle black

Overall height: 1000mm

Aluminum beam size: Hard connection: Aluminum Beam
instead of belt 1.2 m length/5.7cm width



Color Selections:



Model NO.: F-RP-SS


Function: Semi-permanent fixed rope post
 Head: Crown/ ball/ Flat head
 Tube: φ50.80mm stainless steel tube
 Socket: stainless steel #304 socket for post fixed
 Socket cover: Brushes finishes
 Overall height: 950mm
 Finishes: Brushed
 4-way retractable belt



BP-35SF



Cassette : Braking cassette for safely slow retraction
 4-way retractable belt
 Belt length : 2.3-3.6m length / 4.8cm width
 Tube : φ 63.50mm tube with 1.5mm thickness wall
 Cover : φ 350mm flat cover with 9mm height
 Base : Galvanized steel base with 3 rubber for floor protection
 Finishes : Matt,white,red,yellow
 Overall height : 1000mm



Color Selections:



Model NO.: BP-35ID

Cassette: Braking cassette for safely slow retraction
4-way retractable belt

Belt: 2.3-3.6m length/ 4.8cm width

Tube: ϕ 50.80mm tube with ϕ 63.50mm head
 ϕ 63.50mm tube

Cover: ϕ 350mm stainless steel or steel cover

Base: 8kg or 13.5kg iron base
Regular M12 bolt connection or threaded iron base

Finishes: Polish, brushed, powder coating

Overall height:1000mm



Color Selections:



Model NO.: BP-37ID

Cassette: Braking cassette for safely slow retraction
4-way retractable belt

Belt: 2.3-3.6m length/ 4.8cm width

Tube: ϕ 63.50mm stainless steel or steel post

Cover: ϕ 375mm 1.2mm thickness CHROMED cover

Base: 7.5kgs Iron base with rubber under the base for floor protection

Overall height:1000mm



Color Selections:



NEW

Model NO.: BP-35IF-WH

Cassette: Braking cassette for safely slow retraction
4-way retractable belt

Belt: 2.3-3.6m length/ 4.8cm width

Tube: φ63.50mm stainless steel or steel tube

Cover: φ350mm stainless steel or steel cover

Base: Wheeled iron base with rubber under the base for floor protection

Finishes: Polish, brushed, powder coating

Overall height:1000mm



Color Selections:



Model NO.: BP-36IK

Cassette: Braking cassette for safely slow retraction
4-way retractable belt

Belt: 2.3-3.6m length/ 4.8cm width

Tube: φ63.50mm stainless steel or steel tube

Cover: φ360mm stainless steel or steel cover

Base: Stackable iron base with rubber under the base for floor protection

Finishes: Polish, brushed, powder coating

Overall height:1000mm



Color Selections:



Model NO.: BP-35IF

Cassette: Braking cassette for safely slow retraction 4-way retractable belt

Belt: 2.3-3.6m length/ 4.8cm width

Tube: φ63.50mm stainless steel or steel tube

Cover: φ350mm stainless steel or steel cover

Base: Flat iron base with rubber under the base for floor protection

Finishes: Polish, brushed, powder coating

Overall height: 1000mm



Color Selections:



Model NO.: DBP-36CD

Cassette: Braking cassette for safely retraction 4-way retractable belt

Belt: 2.3-3.6m length/ 4.8cm width

Tube: φ63.50mm stainless steel or steel tube

Cover: φ360mm stainless steel or steel cover

Base: Iron Base or Concrete rubber base

Finishes: Polish, brushed, powder coating

Overall height: 1000mm



Color Selections:



Model NO.: BP-35CF

Cassette: Braking cassette for safely slow retraction
4-way retractable belt

Belt: 2.3-3.6m length/ 4.8cm width

Tube: ϕ 63.50mm stainless steel or steel tube

Cover: ϕ 350mm flat stainless steel or steel domed cover

Base: Flat concrete base with rubber under the base for floor protection

Finishes: Polish, brushed, powder coating

Overall height:1000mm



Color Selections:



Model NO.: BP-32CD

Cassette: Braking cassette for safely slow retraction
4-way retractable belt

Belt: 2.3 m length/4.8cm width

Tube: ϕ 63.50mm stainless steel or steel tube

Cover: ϕ 320mm stainless steel or steel domed cover

Base: Domed concrete base with rubber under the base for floor protection

Finishes: Polish, brushed, powder coating

Overall height:910mm



Color Selections:



Model NO.: BP-36CD

Cassette: Braking cassette for safely slow retraction
4-way retractable belt

Belt: 2.3-3.6mm length/ 4.8cm width

Tube: φ63.50mm stainless steel or steel tube

Cover: φ360mm stainless steel or steel domed cover

Base: Domed concrete base with rubber under the base for floor protection

Finishes: Polish, brushed, powder coating, CHROMED

Overall height: 1000mm



Color Selections:



BP-C



Cassette: Any Standard cassette can be optional

Belt: Any Standard belt can be optional

Tube: PP clear post

Cover: Any model of cover can be optional

Base: Any model of base can be optional

Overall height: Height can be customized, standard 1meter



Color Selections:



Model NO.: BP-UT

Cassette: Braking cassette for safely slow retraction
4-way retractable belt

Belt: 2.3-3.6m length/ 4.8cm width

Tube: φ 63.50mm plastic tube

Base: Recycled rubber Base

Overall height: 935mm

Color: Yellow, red



Color Selections:



Model NO.: BP-CC10

Feature: Cone cartridge for outdoor using

Cassette: Braking system cassette with 10 meters polyester webbing

Belt: 9 meters long/ 4.8cm wide polyester water proof webbing

Body: ABS plastic body

Color of body: Yellow or red available

Fitting: Fit with any plastic Cone




Color Selections:



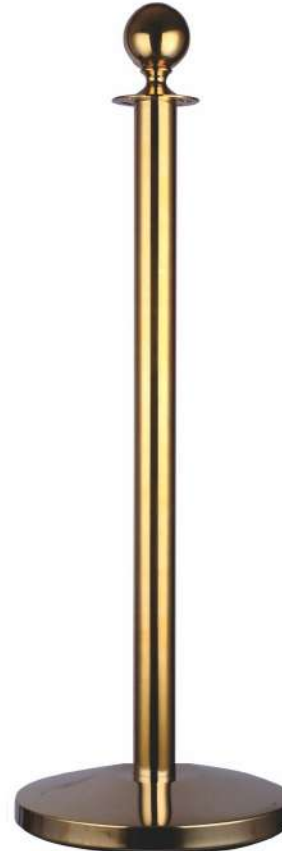
Model NO.: RP-32CD

Head: Crown/ ball/ flat head
 Tube: ϕ 50.80mm stainless steel or steel tube
 Cover: ϕ 320mm stainless steel or steel domed cover
 Base: Domed concrete base with rubber under the base for floor protection
 Finishes: Polish, brushed, golden, powder coating
 Overall height: 910mm



Model NO.: RP-36CD

Head: Crown/ ball/ flat head
 Tube: ϕ 50.80mm stainless steel or steel tube
 Cover: ϕ 360mm stainless steel or steel domed cover
 Base: Domed concrete base with rubber under the base for floor protection
 Finishes: Polish, brushed, golden, powder coating
 Overall height: 1000mm



Model NO.: RP-35CF

Head: Crown/ ball/ flat / crown flat head
 Tube: φ 50.50mm stainless steel or steel tube
 Cover: φ 350mm stainless steel or steel flat cover
 Base: Flat concrete base with rubber under the base for floor protection
 Finishes: Polish, brushed, golden, powder coating
 Overall height: 1000mm



Model NO.: RP-36IK

Head: Crown/ ball/ flat head
 Tube: φ 50.80mm stainless steel or steel tube
 Cover: φ 360mm stainless steel or steel cover
 Base: Stackable iron base with rubber under the base for floor protection
 Finishes: Polish, brushed, golden, powder coating
 Overall height: 1000mm



Model NO.: RP-35ID

Head: Crown/ ball/ flat head
 Tube: φ 50.80mm stainless steel or steel tube
 Cover: φ 350mm stainless steel or steel cover
 Base: Threaded iron base or regular M12 connection with rubber under the base for floor protection.
 Finishes: Polish, brushed, golden, powder coating
 Overall height: 1000mm



Model NO.: RP-35IF

Head: Crown/ ball/ flat head
 Tube: φ 50.80mm stainless steel or steel tube
 Cover: φ350mm stainless steel or steel cover
 Base: Flat iron base with rubber under the base for floor protection
 Finishes: Polish, brushed, golden, powder coating
 Overall height: 1000mm



Model NO.: RP-35IS

Head: Crown/ ball/ flat head
 Tube: ϕ 50.80mm stainless steel or steel tube
 Cover: ϕ 350mm stainless steel or steel stepped cover
 Base: Iron base with rubber under the base for floor protection
 Finishes: Polish, brushed, golden, powder coating
 Overall height: 1000mm



Model NO.: RP-32CC

Head: Crown/ ball/ flat / crown flat head
 Tube: ϕ 50.50mm stainless steel or steel tube
 Cover: ϕ 320mm stainless steel or steel cover
 Base: Concrete base with rubber under the base for floor protection
 Finishes: Polish, brushed, golden, powder coating
 Overall height: 1000mm



Model NO.: RP-32CH

Head: Crown/ ball/ flat head
 Tube: φ 50.80mm stainless steel or steel tube
 Cover: φ 320mm stainless steel or steel cover
 Base: Concrete base with rubber under the base for floor protection
 Finishes: Polish, brushed, golden, powder coating
 Overall height: 1000mm



Model NO.: DL22

Material: Steel
 Finish: Powder coating
 Size: 1000Lmmx900Lmmx50Wmm
 Weight: 3.8kg



Model NO.: WB-2/WB-4

Wall unit style

Centrifugal braking cassette with 2 or 4-Way retractable belt

Material: Stainless steel or steel

Finishes: Polish, black

WB-2: 2.3~3.6m long with 4.8cm wide belt

WB-4: 4~4.5m long with 4.8cm wide belt



WU-4-CB (black)

WU-2-CB (black)

WU-2-CB (silver)

WU-4CB (Silver)

Model NO.: WU-2-RD

Recessed wall unit style

Belt: 2.5m length/ 4.8cm width



Model NO.: WU-P


Wall unit style

Centrifugal braking cassette with 2 or 4-Way retractable belt

Material: Plastic

Color available: black, yellow, red

Belt: 2~10m long / 4.8cm wide



2~3m belt

5m belt

10m belt

Model NO.: WU-RT

180 degree ROTATED wall unit style

Material: Plastic

Color available: black, yellow, red

Belt: 4.5m long / 4.8cm wide



Model NO.: WU-ROD

180 degree ROTATED wall unit style

Material: Plastic

Color available: black

Belt: 4.5m long / 4.8cm wide



Model NO.: SH-A4/SH-A3

Style: Portrait/landscape
 Material: Stainless steel or steel frame, SS / steel / PA adaptor
 For retractable belt barriers with ϕ 63.50mm tube or Aluminum posts.



NEW
Model NO.: SH-A4B

Material: Steel powder coating black frame, PA or steel black adaptor
 Frame: 227mmW*210mmH (A4)
 For retractable belt barriers or Aluminum posts.



Model NO.: SH-A4C

Style: Portrait
 Material: Stainless steel
 For rope barrier with ϕ 50.80mm tube



NEW
Model NO.:SH-A4D

Material: Aluminum U-shape Bracket to hold 5mm acylic sheet, PA adaptor
 Frame: A4
 For retractable belt barriers or Aluminum posts



Model NO.:RC-2/RC-4



RC-2: 2.3~3.6m belt, ϕ 63.50mm
 RC-4: 4~5m belt, ϕ 76.00mm
 Slowly belt retracting for safety



Patented certificate
 # ZL201420006739.9

Model NO.:ARC-2



Cassette for aluminum post
 Braking system cassette with
 2.3~3.6 meters belt

Model NO.:SE-01&02



Snap end of hook
 SE-01: ϕ 40mm SE-02: ϕ 30mm
 Material: Zinc-alloy
 Finishes: Polish, brushed, golden, powder coating

Model NO.:WP



Wall plate for ropes
 Material: Stainless steel
 Finishes: Polish, golden



Model NO.:RV

Velvet ropes
 Material: Velvet rope with foam
 core or cotton core
 Size: ϕ 28mm, ϕ 38mm
 Length: 1.2m, 1.5m, 1.8m, 2.4m

Model NO.:RB

Twisted rope
 Material: Twisted rope
 Size: ϕ 28mm
 Length: 1.2m, 1.5m



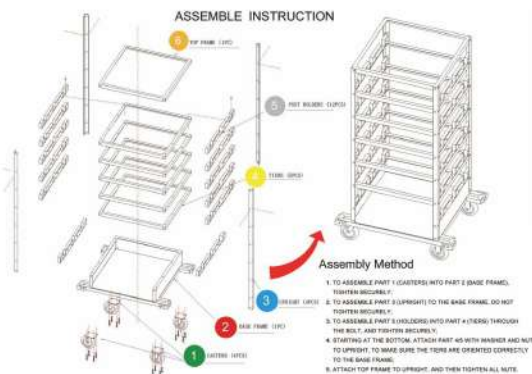
Available colors of velvet ropes





Model NO.:CAT-A

Barriers Delivery Trolley
 Loading capacity: 18 pieces of $\phi 50.80\text{mm}$ or $\phi 63.50\text{mm}$ posts
 Material: Steel powder coated black
 Wheel: 2 casters and 2 fixed wheels
 Weight: 80kg



Model NO.:CAT-B

Barriers Delivery Trolley
 Loading capacity: 12 pieces of posts ($\phi 50.8/63.5/76\text{mm}$)
 Material: Steel powder coating
 Wheel: 2 casters and 2 fixed wheels



TSAB-1601

Material: Aluminum
 Product Size: 1550Lx530Wx430Hmm
 Seat Size: 1450Lx560Wx420Hmm
 Weight: 26kg



TSAB-1602

Material: Aluminum
 Product Size: 1550Lx610Wx785Hmm
 Seat Size: 1430Lx580Wx445Hmm
 Weight: 32kg

TSAB-1603

Material: Aluminum
 Product size: 1300Lx530Wx750Hmm
 Seat Size: 1500Lx380Wx480Hmm



TSAB-1604

Material: Aluminum
 Product Size: 1828Lx750Wx885Hmm
 Seat Size: 1608Lx447Wx460Hmm
 Weight: 29.3kg